

GETTING TO KNOW THE KĪPAHULU CBSFA

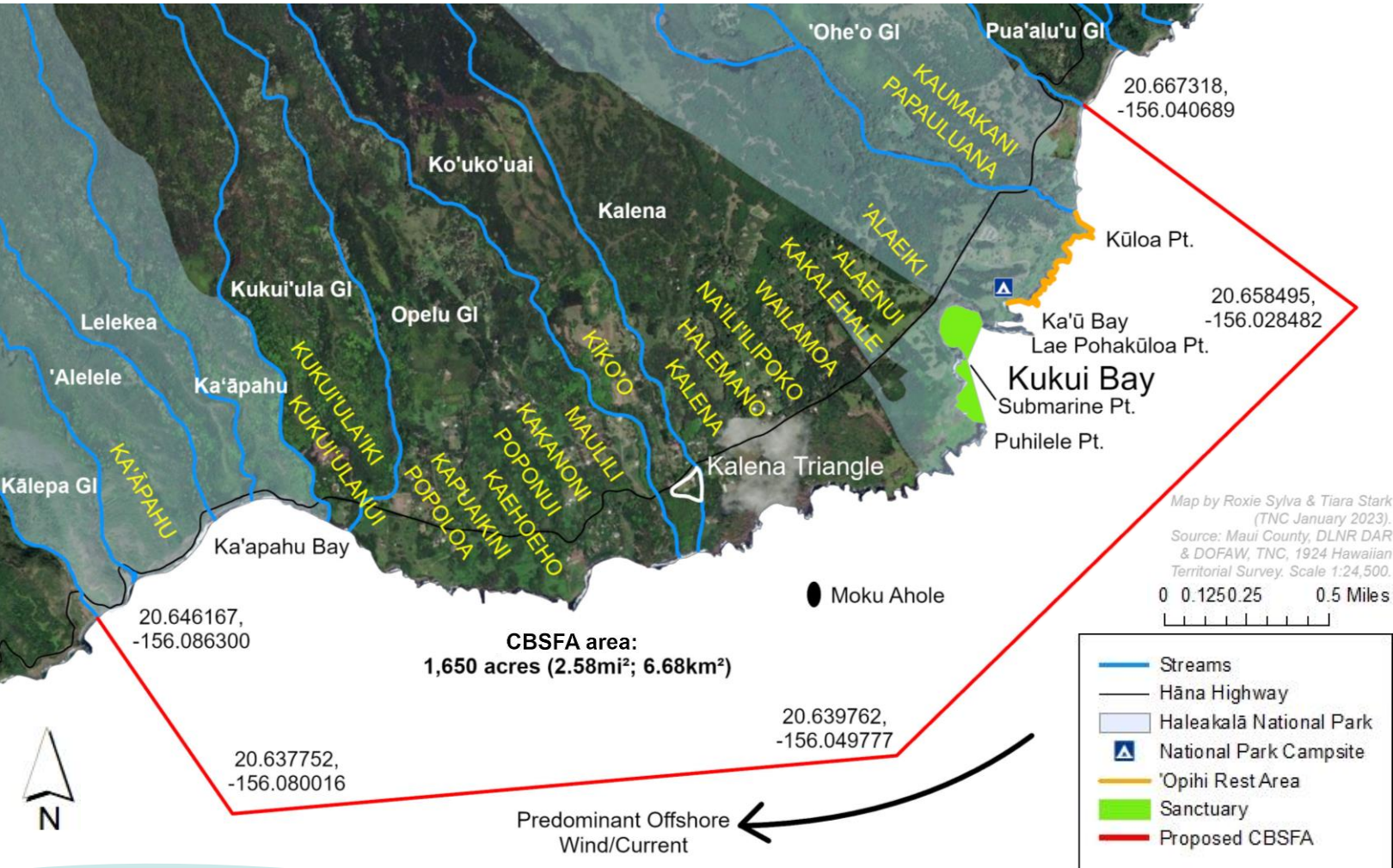
Frequently asked questions and comments

PURPOSE

The Kīpahulu Community-Based Subsistence Fishing Area (CBSFA) will help ensure high quality fishing now and in the future by addressing community concerns about declining resources and reaffirming customary fishing traditions. "If fishing access increases without additional management in place, Kīpahulu could experience rapid and significant declines in fish abundance and biomass, similar to other more populated areas on Maui."

IMPORTANT NUMBERS

- The proposed CBSFA spans roughly **5.7 MILES** of coastline & **1,650 ACRES** of submerged area
- **680+** East Maui residents signed a petition in support of the Kīpahulu CBSFA
- **2010** was the year our community started our Mālama I Ke Kai program and planning process leading to CBSFA



CBSFA BOUNDARIES

From Kālepa Gulch to Pua'alu'u Gulch out to approximately 60-meter depth.



WHY THESE AREAS

- **KĪPAHULU MOKU** – This is the CBSFA boundary, the traditional boundary of the Kīpahulu moku, and an area that provides subsistence resources for its residents.
- **OPIHI REST AREA** – This area fronting the Haleakalā National Park campground has been an 'Opihi Rest Area since 2014 where we have asked people to voluntarily not harvest 'opihī. Prior to the voluntary rest area, 'opihī populations were low and declining every year. In our years of research since, we've found an increase in 'opihī within the rest area and in surrounding areas open for harvest.
- **KUKUI BAY SANCTUARY** – Kukui Bay was chosen as a Sanctuary, or no-take area, because it is one of the most biologically diverse areas in Kīpahulu, home to many different types of fish and invertebrate populations. It is an important estuary for reproduction of some species and recruitment of others. If protected, it will benefit those who fish the area fronting the Haleakalā National Park campground and other areas surrounding the Sanctuary.

KĪPAHULU MOKU. OUR MOKU. OUR KULEANA.

KIPAHULU CBSFA RULES

Per person per day within the Kīpahulu CBSFA | Existing State regulations continue to apply | All rules apply to everyone equally

Bag Limits, Size Limits, Seasons		Gears
All Finfish	<ul style="list-style-type: none"> Limit 10 combined (except akule and introduced species like roi, ta'ape, and to'au), including bait fish 	<ul style="list-style-type: none"> Surround Gill net: Minimum mesh size 2 ¾"; no surround gill net except for akule and ta'ape (bag net prohibited) <i>State standard is 2"</i> Throw net: Minimum mesh size 3" <i>State standard is 2"</i> Hook-and-line: Max 2 lines deployed from shoreline with max 2 hook per line, each hook having only one point, except that double or treble hooks are allowed with lures SCUBA/underwater breathing apparatus: No take/possession of marine life while using gear (except for akule and introduced species including roi, ta'ape, and to'au) Freediving: No take 'opihi while freediving Night diving: No take or possession of marine life while night diving during the period between one-half hour after sunset and one-half hour before sunrise or to harvest utilizing any form of artificial light
 Akule Bigeye Scad <i>Selar crumenophthalmus</i>	<ul style="list-style-type: none"> Non-commercial take only 	
 'Omilu Bluefin Trevally <i>Caranx melampygus</i>	<ul style="list-style-type: none"> Limit 1 each <i>State bag limit is 20 'omilu</i> 	
 Kala All Unicornfish Species <i>Naso</i> genus	<ul style="list-style-type: none"> Limit 2 each 	
 Kole Goldring surgeonfish <i>Ctenochaetus strigosus</i>	<ul style="list-style-type: none"> 5" minimum 	
 Moi Pacific Threadfin <i>Polydactylus sexfilis</i>	<ul style="list-style-type: none"> 11" minimum - 18" maximum <i>State minimum is 11"</i> Closed May – September <i>State closed season is June-August</i> 	
 'Opihi Limpet <i>Cellana</i> spp.	<ul style="list-style-type: none"> Limit 40 pieces (shell on) 1 ¼" minimum-2" maximum <i>State minimum is 1¼"</i> No take within 'Opihi Rest Area 	
 'Alakuma Spotted Reef Crab/7-11 Crab <i>Carpilius maculatus</i>	<ul style="list-style-type: none"> Limit 2 each 	
 Ula/Ula Pāpapa Spiny Lobster, <i>Palinuridae</i> family Slipper Lobster, <i>Scyllaridae</i> family	<ul style="list-style-type: none"> Limit 2 combined Closed May – September <i>State closed season is May-August</i> 	
 Limu All Native Species	<ul style="list-style-type: none"> No taking native limu with holdfast/roots attached 	

Updated March 14, 2024

HOW WERE THE RULES CHOSEN?

The rules were developed since 2010 through conversations with East Maui residents, fishers, DLNR, science experts, and of course, our kūpuna to reflect the mana'o and traditional practices of our community. The rules have also been revised based on feedback received through community and DAR-led public scoping meetings between 2019 and 2022. Each rule has a reason for being written, detailed in our [Proposal and Management Plan](#). For example, 'opihi that are bigger put out more larvae, so we want to protect the big 'opihi. We conducted surveys for years and found that it is unusual to find opihi over 2" in Kīpahulu moku.

HOW WILL THE RULES BE ENFORCED?

We aim to educate fishers about the CBSFA and develop an understanding about the reasons behind the rules through outreach and Makai Watch. If fishers understand and respect the request of the Kīpahulu community, then our hope is that the rules will be followed because they make sense, not from fear of enforcement. But enforcement will be an option for those who are willful or repeat violators. We worked with DOCARE officers to word the rules in a way that is most enforceable for them. The community will continue education, and if necessary, report resource violation complaints to DOCARE through the Makai Watch program.

SHOULD THESE RULES BE FOR THE ENTIRE ISLAND?

Kīpahulu 'Ohana supports that goal! We hope that a lot of these rules get adopted throughout East Maui and even statewide. Designing specific, area-appropriate regulations is challenging without making it too confusing and difficult for fishers to comply. However, the State DLNR and local community groups need to step up and take the lead to ensure Maui fishing grounds don't get fished out. We in Kīpahulu are doing our best to set an example and hope it helps create support for island-wide or statewide rules.

HOW DO THE OPIHI REST AREA AND KUKUI BAY SANCTUARY AFFECT ACCESS?

- The Kukui Bay Sanctuary boundary has been revised, given public feedback, to allow safe access into deeper waters outside of the Sanctuary.
- The 'Opihi Rest Area boundary fronting the Haleakalā National Park campground has been revised, given public feedback, and fishing will remain allowable in this area.

WHERE CAN I GET MORE INFORMATION?

Follow us on Instagram and Facebook ([@kipahuluohana](#)), and visit our website at kipahulu.org/cbsfa to download our full [Proposal and Management Plan](#) and view other educational materials and videos. Also, feel free to email cbsfa@kipahulu.org with any questions or comments about the CBSFA. Mahalo!

